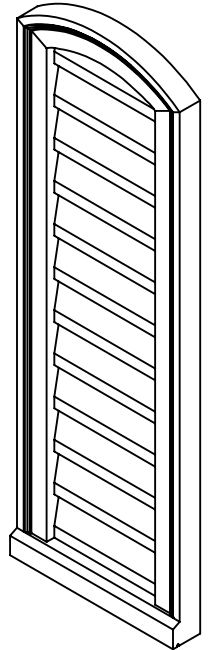
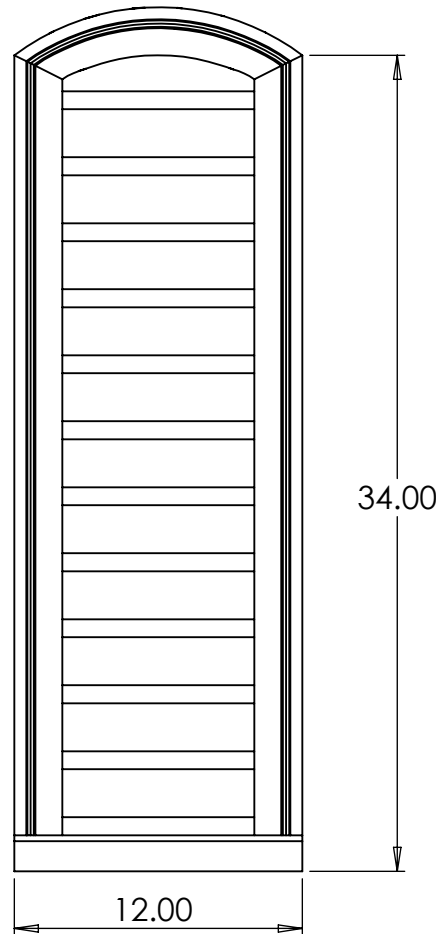
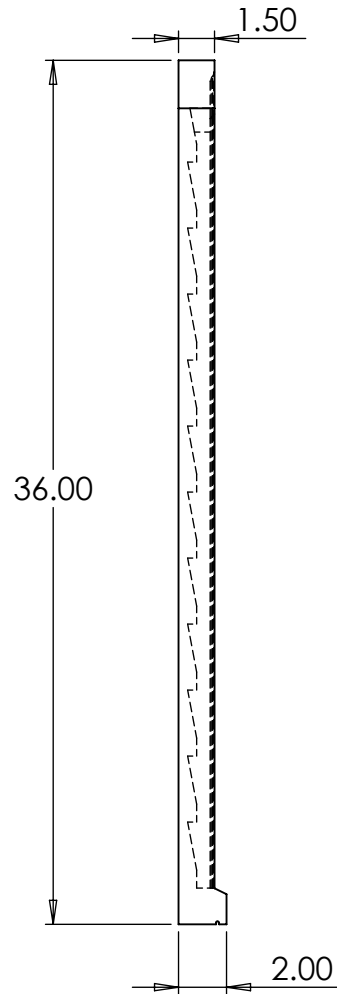


REV:	DESCRIPTION:	REVISED BY:	DATE:
A			



TOL: +/- 1/4" L W TH

Tolerances		Tolerances	
0-24" ±	40-48" ±	000-610 ±	1017-1219 ±
1/32"	5/64"	1.0mm	2.0mm
24-32" ±	48-60" ±	611-813 ±	1220-1514 ±
3/64"	3/32"	1.3mm	2.5mm
32-40" ±	60-70" ±	814-1016 ±	1515-1778 ±
1/16"	1/8"	1.6mm	3.2mm

**NU-WOOD**<sup>TM</sup>  
SYNTHETIC ARCHITECTURAL MILLWORK



Nu-Wood by Jasper Plastics

501 W Railroad Ave Syracuse, In 46567

574-534-1192 O. 253-595-3715 F. sales@nuwood.com

COPYRIGHT 2018 NU-WOOD ALL RIGHTS RESERVED

DESCRIPTION: NW LV-EYEB1236

Drawn by:  
JRODES

ITEM NO.: 319130956

Date: 10/6/2020  
Created: 10/6/2020

Volume: 399.34  
Weight: 4.16

Scale:  
1:8