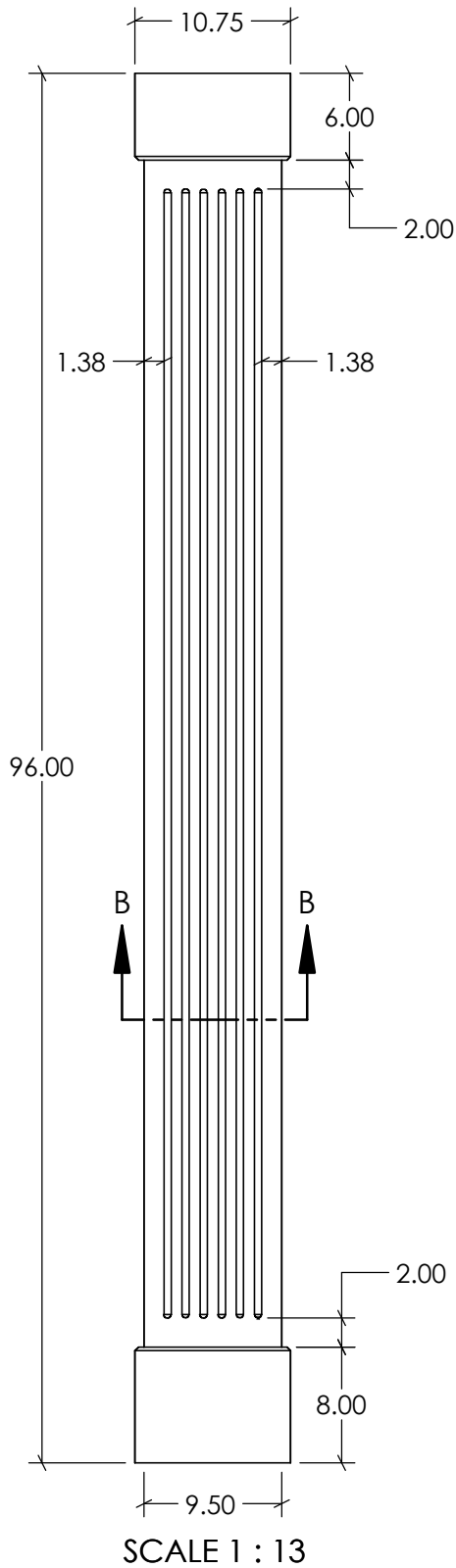

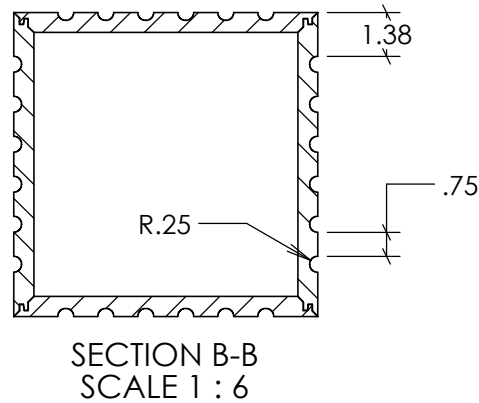
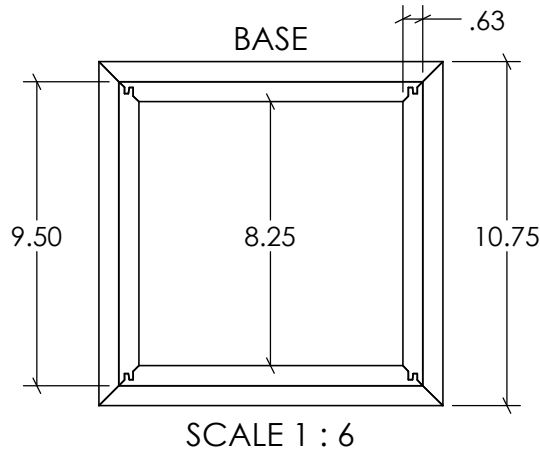
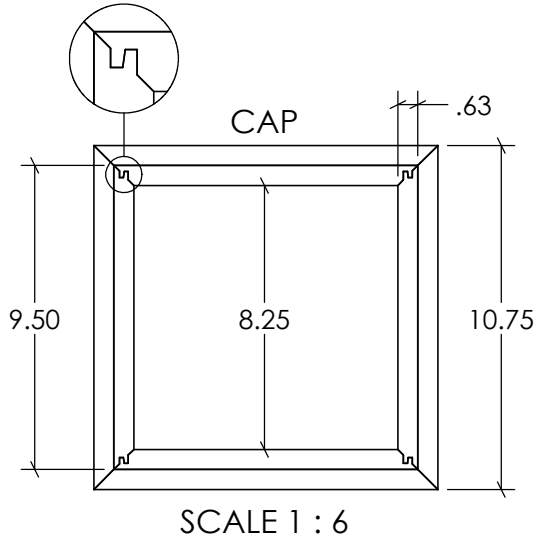


| REVISIONS | | | |
|-----------|-------------|------|------------|
| REV. | DESCRIPTION | DATE | REVISED BY |
| A | | | |



DETAIL E
SCALE 1 : 2



| Tolerances | | Tolerances | |
|------------|----------|------------|-------------|
| 0-24" ± | 40-48" ± | 000-610 ± | 1017-1219 ± |
| 1/32" | 5/64" | 1.0mm | 2.0mm |
| 24-32" ± | 48-60" ± | 611-813 ± | 1220-1514 ± |
| 3/64" | 3/32" | 1.3mm | 2.5mm |
| 32-40" ± | 60-70" ± | 814-1016 ± | 1515-1778 ± |
| 1/16" | 1/8" | 1.6mm | 3.2mm |

NU-WOOD™
SYNTHETIC ARCHITECTURAL HILLWORK



As manufactured by Jasper Plastics
501 W Railroad Ave. Syracuse, IN 46567
574-534-1192 O. 253-595-3715 F. sales@nu-wood.com
COPYRIGHT 2018 NU-WOOD ALL RIGHTS RESERVED

DESCRIPTION: NW_CWFL9.5X96-63

Drawn by: **RSAGRE**

ITEM NO.

Date: 01/20/2021
Created: 01/20/2021

Volume: **n.a.**

Scale: **varies**