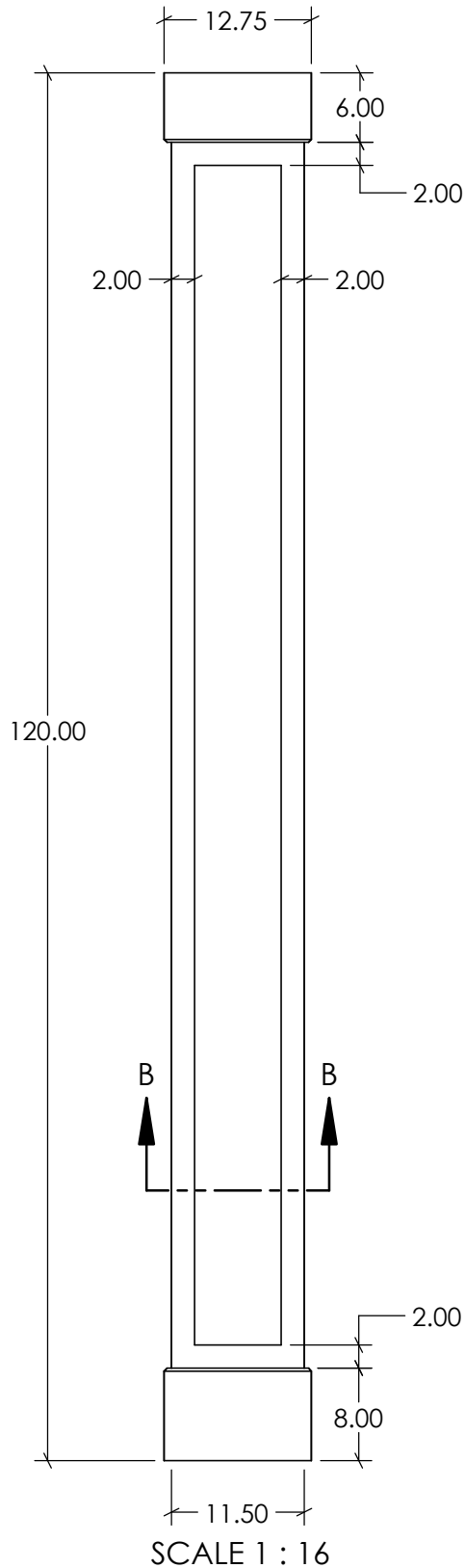

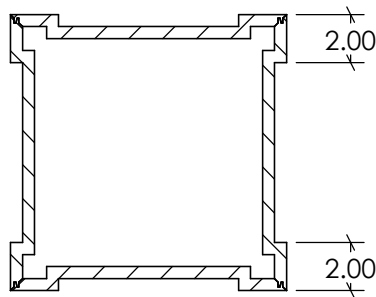
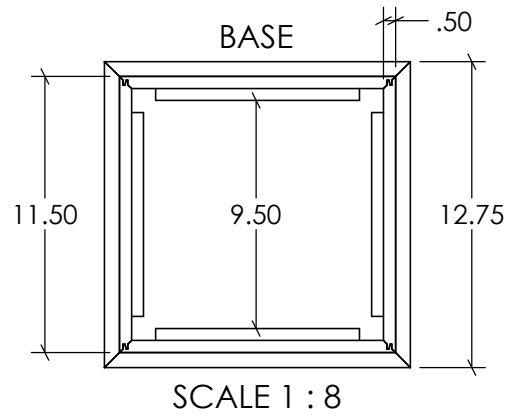
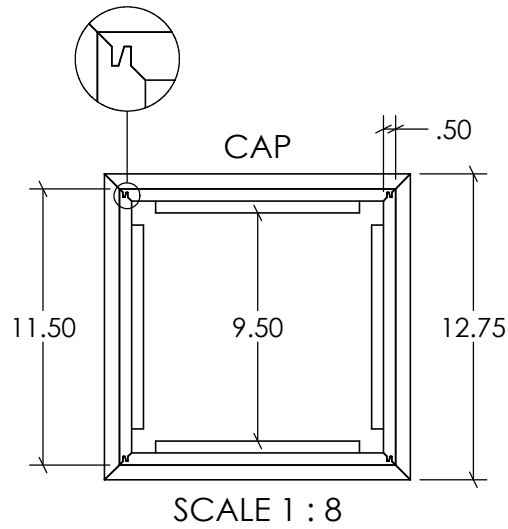


REVISIONS			
REV.	DESCRIPTION	DATE	REVISED BY
A			



DETAIL A
SCALE 1 : 2



Tolerances		Tolerances	
0-24" ±	40-48" ±	000-610 ±	1017-1219 ±
1/32"	5/64"	1.0mm	2.0mm
24-32" ±	48-60" ±	611-813 ±	1220-1514 ±
3/64"	3/32"	1.3mm	2.5mm
32-40" ±	60-70" ±	814-1016 ±	1515-1778 ±
1/16"	1/8"	1.6mm	3.2mm

NU-WOOD™
SYNTHETIC ARCHITECTURAL HILLWORK

As manufactured by Jasper Plastics
501 W Railroad Ave. Syracuse, IN 46567
574-534-1192 O. 253-595-3715 F. sales@nu-wood.com
COPYRIGHT 2018 NU-WOOD ALL RIGHTS RESERVED



DESCRIPTION: NW_CWRE11.5X120-50

Drawn by: **RSAGRE**

ITEM NO.

Date: 02/17/2022
Created: 02/17/2022

Volume: **n.a.**

Scale: **varies**